

Powerful Mainstream Solution For Modern Businesses

CAP1200

*2 x 2 AC Dual-Band Ceiling-Mount PoE
Access Point*



KEY FEATURES

- 802.11AC Dual-Band High Speed:** IEEE 802.11ac concurrent dual-band with 1200Mbps wireless speed.
- Easy Installation:** Ceiling-mount & T-rail mount design with easy installation kit.
- Compact & Durable Housing:** Ultra slim design with UL94-5VB flame-retardant plastic housing.
- Designed for High Density Usage:** Supports up to 80 users simultaneously, ideal for crowded environments and BYOD (Bring Your Own Device) workplaces.
- Multiple SSIDs for Security Management:** Supports up to 32 SSIDs (16 x 2.4GHz & 16 x 5GHz) ideal for multiple departments, user groups, customers or guests.
- Fast Roaming:** Roams smoothly between APs without lag or interruption, ensuring top performance for video and voice streaming applications.
- Wide Coverage & High Sensitivity:** Adjustable RF output power and high receiver sensitivity for wide coverage across large spaces.
- Seamless Mobility:** 1.5x greater coverage than typical APs for blanket coverage to ensure seamless connectivity for Wi-Fi devices across enterprise environments.
- Power over Ethernet:** Supports IEEE 802.3af PoE as well as included power adapter.
- Built-In RADIUS Server:** With management for up to 256 user accounts.
- Business Environments:** Mainstream choice for SMBs. Suitable for a wide range of commercial applications such as offices, hotels, meeting rooms, schools, campuses, resorts, retail and others.
- Central Management:** Edimax Pro Network Management Suite (NMS) and SKYMANAGE PC for easy and intuitive web-based central management. AP built-in with NMS supports AP array architecture.

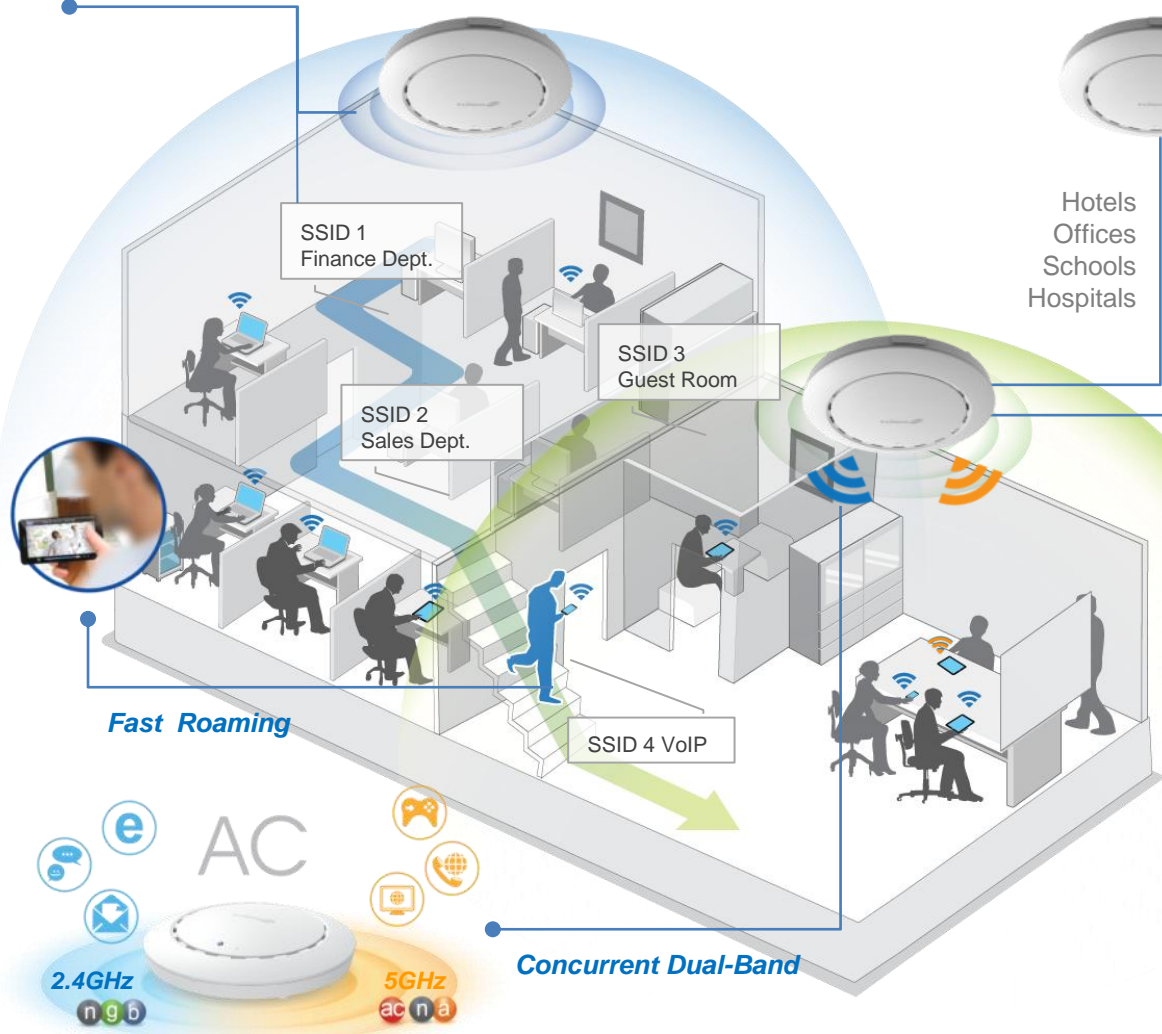
The CAP1200 is a powerful wireless solution designed to meet the needs of modern mainstream businesses with the latest IEEE 802.11ac technology for wireless speeds up to 1200Mbps. Industrial-grade performance and build quality combined with user-friendly operation, super-fast wireless speed, an extensive feature set and a practical, ceiling-mount design make an ideal dual-band solution for enterprise environments.

For businesses that demand security, flexibility and speed – the Edimax Pro series has a wide range of potential applications from office environments to schools, campuses, hotels and hospitals. High-density capacity for up to 80 simultaneous users is ideal for BYOD workplaces or other environments with a high volume of users and wireless devices. Multiple SSIDs can be configured for different departments or user groups and a built-in RADIUS server provides additional verification with a scalable AP array architecture for central management of multiple access points. Fast roaming for seamless transitions between access points, Power over Ethernet support (PoE) and an intuitive web-based management interface provides flexibility for deployment and extensive management options for company MIS departments and network administrators.

When performance and security are critical for your business, you need products that are engineered for your industry. The Edimax Pro series is designed to help your business and provide the connectivity that you rely on every day, with safety and effectiveness guaranteed.

Wide Coverage & Multiple SSIDs

BYOD Solution & High Density Networking



Hotels
Offices
Schools
Hospitals



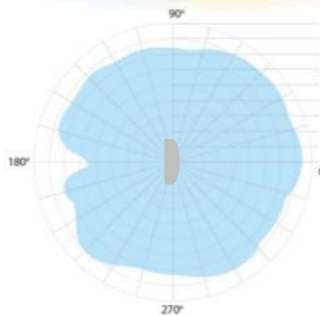
Easy Installation Kit

Ceiling mount and T-rail mount with bracket.



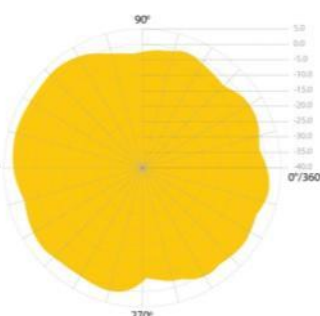
Fast Roaming

Concurrent Dual-Band



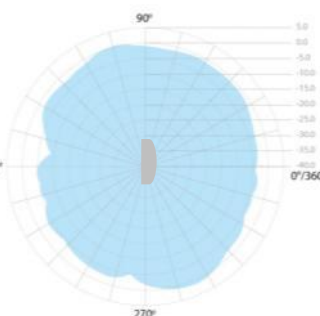
2.4GHz

2D Radiation Pattern@ Vertical



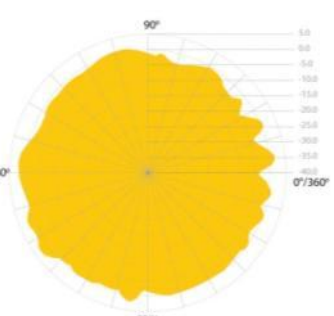
5GHz

2D Radiation Pattern@ Vertical



2.4GHz

2D Radiation Pattern@ Horizontal



5GHz

2D Radiation Pattern@ Horizontal

Central Network Management: NMS & SKYPMANAGE PC



Work with Edimax Pro NMS (Network Management Suite) * and SKYMANAGE PC* web-based wireless network management software. Company MIS administrators can plan and manage Edimax Pro access points' powerful functionality according to their office space using an easy, remote web-based interface which includes a dashboard, map view, traffic statistics and wireless client list for network-wide remote administration. RADIUS settings, WLAN group settings, access control, guest network settings and firmware upgrades can all be managed centrally from a single location to reduce network downtime, aid troubleshooting and optimize network performance. Graphical zone plans with Google Maps integration and setup wizards are also available for expanding and managing large networks with multiple access points, with custom floor plans, visual overviews and easy drag-and-drop icons for quick access to key performance and monitoring information.

*NMS is built-in with Edimax Pro CAP, WAP series & OAP1750 access point. For SKYMANAGE PC, please contact Edimax authorized distributors or SIs to download the software.

2 x 2 AC Dual-Band Ceiling-Mount PoE Access Point

SPECIFICATIONS

Hardware	
LAN Interface	Giga x 1
PoE	802.3af (Supports 802.3at)
Antenna	Type: 4 x Built-In PIFA (2 x 2.4GHz, 2 x 5GHz) / Gain: 2.82dBi (2.4GHz), 4dBi (5GHz) Max.
Power	DC: 12V / 1A 802.3af (PoE Injector Optional)
Dimensions	17.6 (D) x 3.2 (H) cm
Weight	305.7g
Power Consumption (Full Loading)	11W
Mounting	Ceiling
Reset	Y
LED Indicator	1. Power LED 2. Diag LED
Environmental Conditions	Operating Temperature: 0°C (32°F) to 40°C (104°F) Storage Temperature: -20°C (-4°F) to 60°C (140°F)
	Operating Humidity: 90% or Less Storage Humidity: 90% or Less
Power Saving	802.3az
Internal Buzzer	Y
Housing	UL94-5VB Flammability Rating
Others	Kensington Security Slot & Ceiling/Wall Mount Holes
Wireless	
Standard	802.11 a/b/g/n/ac Concurrent Dual-Band
No. of Radios	2
Receiver Sensitivity	≤ -95dBm
Certification	CE/FCC
802.11 r/k Fast Roaming	5GHz Only
Number of SSIDs	16 (2.4GHz) + 16 (5GHz)
Performance	
Maximum Data Speed	300 + 867Mbps
Concurrent Clients	Up to 80 (30 (2.4GHz) + 50 (5GHz))
Security	
Encryption	WEP / WPA / WPA2
Wireless L2 Isolation	Y
Station Isolation	Y
IEEE 802.1x Authenticator	Y
EAP Authentication	PEAP
Hidden SSID	Y
MAC Address Filter	Y
Wireless STA	Y
Rogue AP Detection (w/NMS)	Y
Software	
Wireless Mode	AP / WDS AP / WDS Bridge
802.1q VLAN	Y (VID = 1-4095)
Spanning Tree	RSTP
QoS	WMM (802.11e)
	Max Associated Station No.
Pass-Through	IPv6 and VPN (PPTP, L2TP/IPsec)
DSCP (802.1p)	Y
Multicast Rate up to 54Mbps	Y

RF Specifications							
Frequency Band	<ul style="list-style-type: none"> Radio I : 802.11b/g/n 2.412~2.484(GHz) Radio II : 802.11a/n/ac 5.18~5.24(GHz), 5.745~5.825(GHz) (The supported frequency band is restricted by local regulations.)						
Operation Channels	<ul style="list-style-type: none"> 2.4GHz : US/Canada 1-11 / Europe 1-13 / Japan 1-14 5GHz : Country dependent for the following ranges: US/Canada: Band 1:36, 40, 44, 48; 5.180~5.240(GHz) Band 2: 52, 56, 60, 64;5.260~5.320(GHz) Band 3: 100, 104, 108, 112, 116, 120, 124, 128, 132, 136, 140;5.500~5.700(GHz) Band 4:149, 153, 157, 161, 165; 5.745~5.825(GHz)						
Transmit Power (CE: 20dBm or lower, FCC:23dBm or lower)	<table border="0"> <tr> <td>802.11b 23dBm @1Mbps 23dBm @2Mbps 23dBm @5.5Mbps 23dBm @11Mbps</td> <td>802.11a 23dBm @6Mbps 23dBm @9Mbps 23dBm @12Mbps 23dBm @18Mbps 23dBm @24Mbps 22dBm @36Mbps 20dBm @48Mbps 19dBm @54Mbps</td> </tr> <tr> <td>802.11g 23dBm @6Mbps 23dBm @9Mbps 23dBm @12Mbps 23dBm @18Mbps 23dBm @24Mbps 22dBm @36Mbps 20dBm @48Mbps 19dBm @54Mbps</td> <td>802.11an(5G) 26dBm @MCS0/MCS8 25dBm @MCS1/MCS9 25dBm @MCS2/MCS10 25dBm @MCS3/MCS11 24dBm @MCS4/MCS12 23dBm @MCS5/MCS13 22dBm @MCS6/MCS14 21dBm @MCS7/MCS15</td> </tr> <tr> <td>802.11gn (2.4G) 26dBm @MCS0/MCS8 25dBm @MCS1/MCS9 25dBm @MCS2/MCS10 25dBm @MCS3/MCS11 24dBm @MCS4/MCS12 23dBm @MCS5/MCS13 22dBm @MCS6/MCS14 22dBm @MCS7/MCS15</td> <td>802.11ac 26dBm @MCS0 25dBm @MCS1 25dBm @MCS2 24dBm @MCS3 24dBm @MCS4 23dBm @MCS5 22dBm @MCS6 21dBm @MCS7 19dBm @MCS8 18dBm @MCS9</td> </tr> </table>	802.11b 23dBm @1Mbps 23dBm @2Mbps 23dBm @5.5Mbps 23dBm @11Mbps	802.11a 23dBm @6Mbps 23dBm @9Mbps 23dBm @12Mbps 23dBm @18Mbps 23dBm @24Mbps 22dBm @36Mbps 20dBm @48Mbps 19dBm @54Mbps	802.11g 23dBm @6Mbps 23dBm @9Mbps 23dBm @12Mbps 23dBm @18Mbps 23dBm @24Mbps 22dBm @36Mbps 20dBm @48Mbps 19dBm @54Mbps	802.11an(5G) 26dBm @MCS0/MCS8 25dBm @MCS1/MCS9 25dBm @MCS2/MCS10 25dBm @MCS3/MCS11 24dBm @MCS4/MCS12 23dBm @MCS5/MCS13 22dBm @MCS6/MCS14 21dBm @MCS7/MCS15	802.11gn (2.4G) 26dBm @MCS0/MCS8 25dBm @MCS1/MCS9 25dBm @MCS2/MCS10 25dBm @MCS3/MCS11 24dBm @MCS4/MCS12 23dBm @MCS5/MCS13 22dBm @MCS6/MCS14 22dBm @MCS7/MCS15	802.11ac 26dBm @MCS0 25dBm @MCS1 25dBm @MCS2 24dBm @MCS3 24dBm @MCS4 23dBm @MCS5 22dBm @MCS6 21dBm @MCS7 19dBm @MCS8 18dBm @MCS9
802.11b 23dBm @1Mbps 23dBm @2Mbps 23dBm @5.5Mbps 23dBm @11Mbps	802.11a 23dBm @6Mbps 23dBm @9Mbps 23dBm @12Mbps 23dBm @18Mbps 23dBm @24Mbps 22dBm @36Mbps 20dBm @48Mbps 19dBm @54Mbps						
802.11g 23dBm @6Mbps 23dBm @9Mbps 23dBm @12Mbps 23dBm @18Mbps 23dBm @24Mbps 22dBm @36Mbps 20dBm @48Mbps 19dBm @54Mbps	802.11an(5G) 26dBm @MCS0/MCS8 25dBm @MCS1/MCS9 25dBm @MCS2/MCS10 25dBm @MCS3/MCS11 24dBm @MCS4/MCS12 23dBm @MCS5/MCS13 22dBm @MCS6/MCS14 21dBm @MCS7/MCS15						
802.11gn (2.4G) 26dBm @MCS0/MCS8 25dBm @MCS1/MCS9 25dBm @MCS2/MCS10 25dBm @MCS3/MCS11 24dBm @MCS4/MCS12 23dBm @MCS5/MCS13 22dBm @MCS6/MCS14 22dBm @MCS7/MCS15	802.11ac 26dBm @MCS0 25dBm @MCS1 25dBm @MCS2 24dBm @MCS3 24dBm @MCS4 23dBm @MCS5 22dBm @MCS6 21dBm @MCS7 19dBm @MCS8 18dBm @MCS9						
Receiver Sensitivity	<table border="0"> <tr> <td>802.11b ≤-95dBm @1Mbps ≤-90dBm @11Mbps</td> <td>802.11a ≤-89dBm @6Mbps ≤-72dBm @54Mbps</td> </tr> <tr> <td>802.11g ≤-91dBm @6Mbps ≤-75dBm @54Mbps</td> <td>802.11an(5G) ≤-92dBm @MCS0 ≤-71dBm @MCS7 ≤-89dBm @MCS8 ≤-68dBm @MCS15</td> </tr> <tr> <td>802.11gn (2.4G) ≤-93dBm @MCS0 ≤-73dBm @MCS7 ≤-90dBm @MCS8 ≤-70dBm @MCS15</td> <td>802.11ac ≤-86dBm @MCS0 ≤-61dBm @MCS9 ≤-83dBm @MCS10 ≤-58dBm @MCS19</td> </tr> </table>	802.11b ≤-95dBm @1Mbps ≤-90dBm @11Mbps	802.11a ≤-89dBm @6Mbps ≤-72dBm @54Mbps	802.11g ≤-91dBm @6Mbps ≤-75dBm @54Mbps	802.11an(5G) ≤-92dBm @MCS0 ≤-71dBm @MCS7 ≤-89dBm @MCS8 ≤-68dBm @MCS15	802.11gn (2.4G) ≤-93dBm @MCS0 ≤-73dBm @MCS7 ≤-90dBm @MCS8 ≤-70dBm @MCS15	802.11ac ≤-86dBm @MCS0 ≤-61dBm @MCS9 ≤-83dBm @MCS10 ≤-58dBm @MCS19
802.11b ≤-95dBm @1Mbps ≤-90dBm @11Mbps	802.11a ≤-89dBm @6Mbps ≤-72dBm @54Mbps						
802.11g ≤-91dBm @6Mbps ≤-75dBm @54Mbps	802.11an(5G) ≤-92dBm @MCS0 ≤-71dBm @MCS7 ≤-89dBm @MCS8 ≤-68dBm @MCS15						
802.11gn (2.4G) ≤-93dBm @MCS0 ≤-73dBm @MCS7 ≤-90dBm @MCS8 ≤-70dBm @MCS15	802.11ac ≤-86dBm @MCS0 ≤-61dBm @MCS9 ≤-83dBm @MCS10 ≤-58dBm @MCS19						
Management							
Deployment	Standalone (AP mode)						
	Master AP mode: Can manage 8 Edimax Pro APs with NMS						
	Managed AP mode: Be managed by AP Controller (APC500), Edimax Pro Master AP with NMS or SKYMANAGE PC Software						
Configuration	HTTP/HTTPS						
	SNMP v1, v2c, v3						
	CLI (Telnet, SSH)						
RADIUS Server	Built-In						
Auto-Channel	Y						
Private MIB	Y						
Package Contents							
Access Point	AC1200 Ceiling Mount PoE Access Point						
Mounting Bracket	Ceiling-Mount & T-rail Mount Bracket Kit						
Power Adapter	12V / 1A Power Adapter						
Cable	Ethernet Cable						
CD / Quick Installation Guide	CD (User Manual & Multi-Language Quick Installation Guide) / Printed English Quick Installation Guide						
Accessories							
Optional	GP-101IT IEEE802.3at PoE Injector						

Maximum performance, actual data rates, and coverage will vary depending on network conditions and environmental factors. Product specifications and design are subject to change without notice. Copyright © 2017 Edimax Technology Co. Ltd. All rights reserved.



www.edimax.com